

# Fridge Tips

FOR *i-Ready Lessons at Home*

## Prepare Them

**Make sure students have what they need:**



- ✓ A quiet place to work on *i-Ready* lessons and activities
- ✓ A device that works with *i-Ready*, consistent internet connection, login information, and headphones
- ✓ Paper and pencil for tracking their lesson progress

**Help them focus:**



- ✓ Plan together for how they will spend their time and when they will work on their learning activities.
- ✓ Direct students to the [To Do section](#) for upcoming lessons.
- ✓ Encourage them to take their time, ask questions, and write things down.

## Support Them

**Keep students motivated:**



- ✓ Explain that **working on *i-Ready* will help them** continue their learning and make sure they are ready for the next grade level.
- ✓ Encourage them to **take each lesson and quiz seriously**.
- ✓ Remind them that **mistakes are part of learning**, and they are okay.
- ✓ If they don't pass a lesson, remind them **they can take it again**.

**Help them track progress:**



- ✓ Get them **talking about lessons** and what they're learning.
- ✓ **Check in at the end of their lessons**. Ask them to tell you or write down what they learned and if they have questions.
- ✓ Regularly review progress using the [My Progress page](#).

## Celebrate Them!

**Celebrate their progress:**



- ✓ Celebrate milestones, such as **passing a lesson or reaching a goal** (e.g., putting marbles in a jar after passing lessons).
- ✓ Reward hard work and focus.


For more information and resources about:

- Assessments and digital lessons, visit [i-ReadyCentral.com/FamilyCenter](https://i-ReadyCentral.com/FamilyCenter)
- Your student's mathematics curriculum, visit [ReadyClassroomCentral.com/FamilyCenter](https://ReadyClassroomCentral.com/FamilyCenter)

# What to Look for & What to Ask

Help track and celebrate your student's progress by regularly reviewing their *i-Ready* My Progress page with them. Use the map and prompts below to help.

## 1 My Progress:



Direct your student to the My Progress section to see all their lesson stats.

## 2 Time-On-Task:

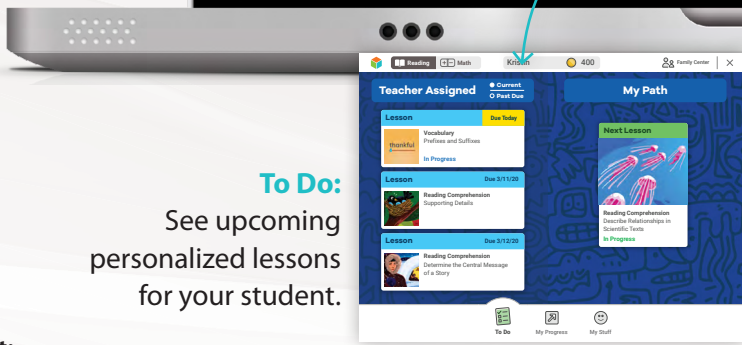
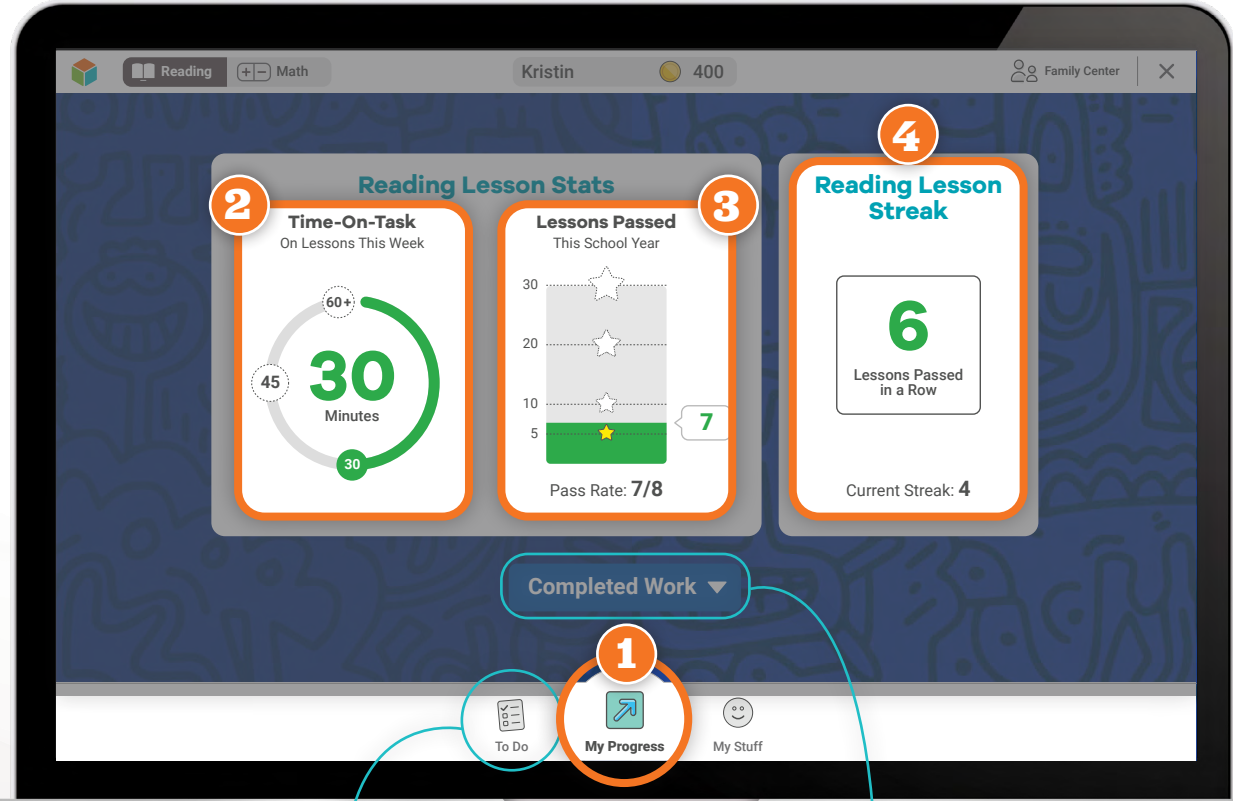
- How much time has your student spent on lessons this week?

## 3 Lessons Passed:

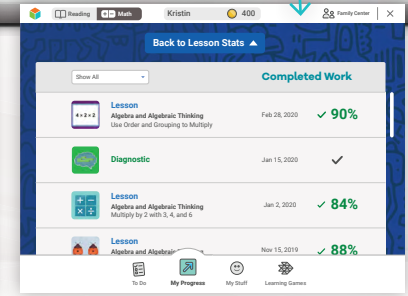
- How many lessons has your student passed?
- How did this number change from last week?

## 4 Lesson Streak:

- What is the greatest number of lessons your student has passed in a row this school year?
- How many lessons has your student passed in a row most recently (i.e., current streak)?



**To Do:**  
See upcoming personalized lessons for your student.



**Completed Work:**  
See how your student has done on each lesson.

**For more information and resources about:**

- **Assessments and digital lessons**, visit [i-ReadyCentral.com/FamilyCenter](https://www.i-Ready.com/FamilyCenter)
- **Your student's mathematics curriculum**, visit [ReadyClassroomCentral.com/FamilyCenter](https://www.ReadyClassroomCentral.com/FamilyCenter)